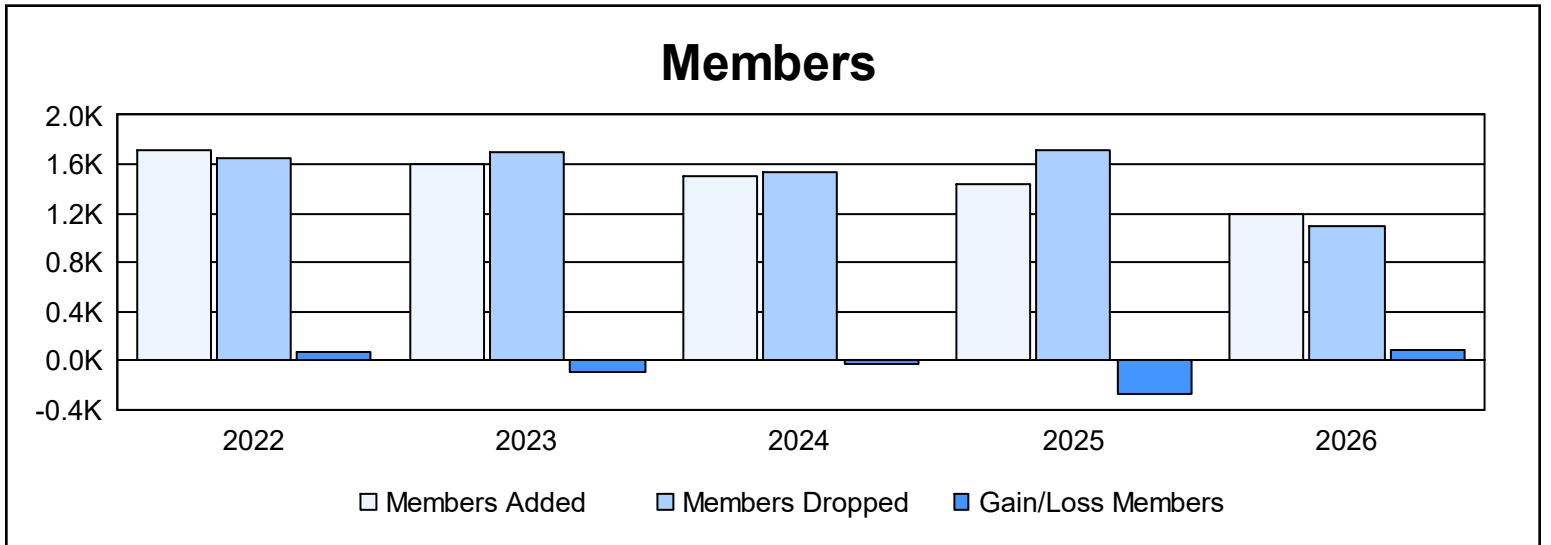
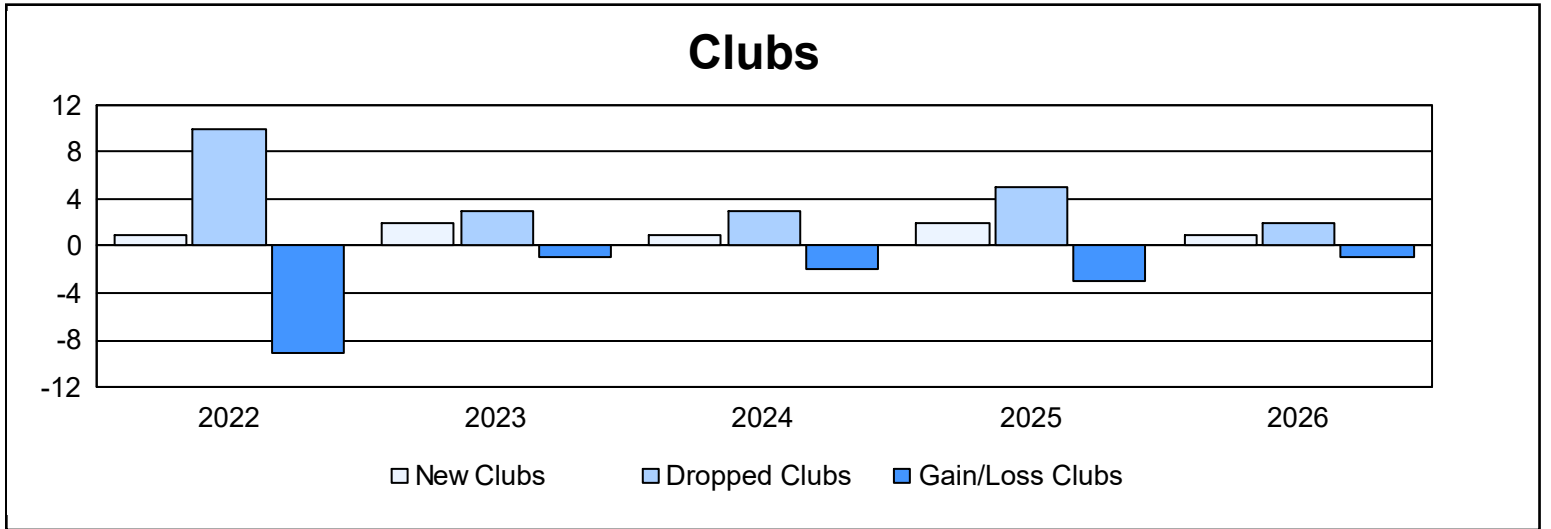
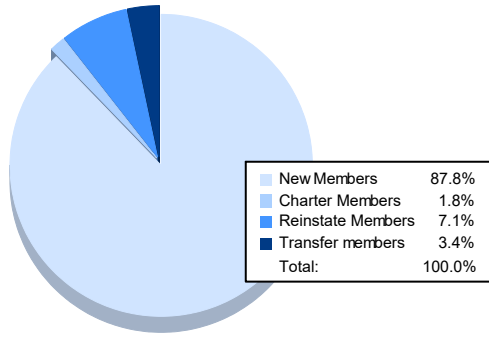


Year	New Clubs	Dropped Clubs	Gain/ Loss Clubs	New Members	Charter Members	Reinstate Members	Transfer Members	Total Member Added	Total Members Dropped	Gain/ Loss Members
2021-2022	1	10	-9	1,539	20	61	97	1,717	1,642	75
2022-2023	2	3	-1	1,422	53	57	72	1,604	1,704	-100
2023-2024	1	3	-2	1,320	49	56	74	1,499	1,535	-36
2024-2025	2	5	-3	1,209	45	94	88	1,436	1,716	-280
2025-2026	1	2	-1	1,045	21	84	40	1,190	1,097	93
Average	1	5	-3	1,307	38	70	74	1,489	1,539	-50



Membership Composition March 2026 Cumulative



Gender Composition March 2026 Cumulative

